

**Light Tower**
**LIGHT TOWER  
AL5000**

**Features**

- 30 ft (9.1 m) extended height floodlight produces enough light to illuminate 7-1/2 acres.
- Self-braking, erecting and extending hand-operated winch with self-lubricating steel cable is mounted inside the cabinet.
- Storage racks for light fixtures are also inside cabinet.
- Spring-loaded pin automatically locks galvanized 360° rotatable tower in upright position.
- Retractable power cord automatically recoils into protective rotatable mast sleeve to prevent damage when raising, lowering and moving tower.
- Light fixtures plug into weatherproof receptacle box at top of tower with UL and CSA-approved connectors.
- Individual quick-connect plug-in ballasts installed in galvanized steel boxes.
- Control panel is inside, away from the elements. Houses main and branch circuit breakers and hourmeter.
- Galvanized outriggers with pre-set position stops insure quick and proper spacing for safe operation in heavy winds.
- Single point lifting eye and forklift pockets provided for easy loading and unloading.

# Light Tower AL5000

## Specifications - Standard Unit

Lamps	Metal Halide 4 x 1,000 W
Generator	Brushless 60 Hz, 8.0 kW
Engine	Kubota diesel 13.6 hp
Fuel capacity	30 gal (114 L)
Wheel size	15 in (38 cm)
Axle rating	3,500 lbs (1,588 kg)
Tongue weight travel position	167 lbs (76 kg)
Total weight no fuel	2,239 lbs (1,016 kg)

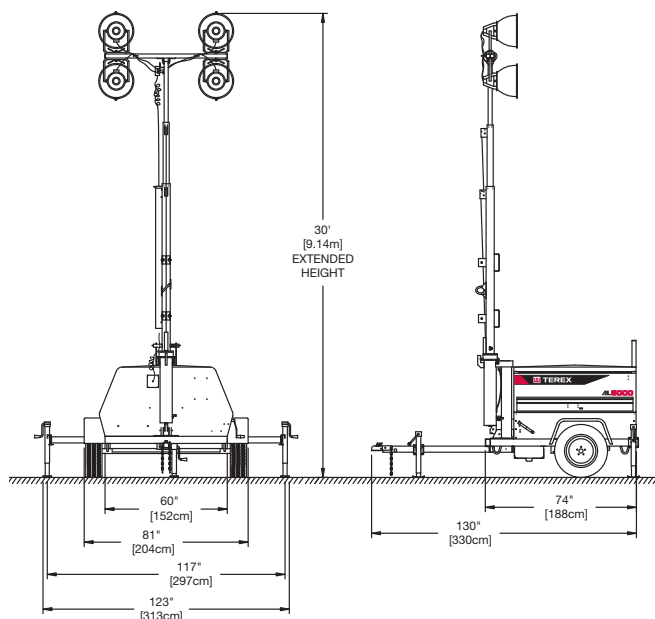
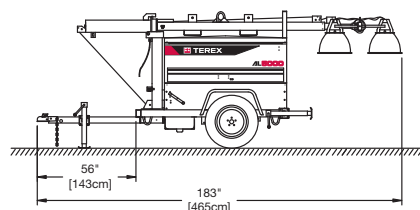
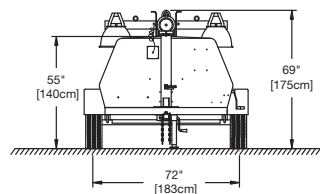
## Specifications - 20 kW Upgrade

Lamps	Metal Halide 4 x 1,000 W
Generator	Brushless 60 Hz, 20 kW
Engine	Isuzu diesel 34.5 hp
Extra Receptacle Package	
3 each – 30 amp	240 volt
2 each – 20 amp	120 volt GFCI
Fuel capacity	30 gal (114 L)
Wheel size	15 in (38 cm)
Axle rating	3,500 lbs (1,588 kg)
Tongue weight travel position	130 lbs (59 kg)
Total weight no fuel	2,340 lbs (1,062 kg)

## Options and Accessories

Block Heater	Extra GFI duplex receptacle with breaker
Tough coat paint (front of unit and trailer)	Low temperature coolant mixture (-40 deg F)
60 gallon dual fuel tank system	Battery heater blanket
Combination ring/ball hitch	Auto-start/stop*
Tail light package	Metal halide 6 x 1,000 W**
700 CCA battery	12 kW Kubota/Newage Genset
Fuel water separator with fuel line heater	Ring hitch 2.5"
Roda Deaco electronic air shutdown system*	Electric trailer brakes
3/8" Highway safety chains with snap hook	Hydraulic surge brakes (ring or ball hitch)
Spare tire and wheel	Electric 12 volt winch
Rubber door hold-down latches	Export racking/preparation

## Dimensions



\*Extra GFI and auto-start/stop not available with this system.

\*\*Available with 8 kW Kubota engine

For more information, product demonstration, or details on purchase, lease and rental plans, please contact your local Genie distributor.



Genie Industries, Inc.

A Terex Company  
18340 NE 76th Street  
PO Box 97030  
Redmond, WA 98073-9730

TEL +1 (425) 881-1800  
TOLL FREE +1 (800) 536-1800  
PARTS & TECH SUPPORT +1 (800) 228-6444  
FAX +1 (425) 883-3475  
WEB [www.genieindustries.com](http://www.genieindustries.com)