

# GENIE® ACCESSORIES

CUSTOMIZE YOUR EQUIPMENT FOR THE JOB



*\*Excluding Lift Connect Products*

**Genie**®

**QUALITY** BY **DESIGN**

LEARN MORE AT [GENIELIFT.COM](http://GENIELIFT.COM)

# Genie Accessories

## Table of Contents


Table of Contents	2	Genie Aerial Work Platform Accessories	
Genie Accessories Introduction	3	Lift Guard White Noise Alarm	15
Genie Boom Lift Accessories		Tech Pro Link	15
Tech Pro™ Link	4	Aluminium Extension Deck Platform	15
Load Sense Callibration Kit	4	Lift Tools Work Tray	15
Lift Guard™ White Noise Alarm	4	Standard Base	16
Platform Control Box Cover	5	Standard Platform	16
Light Package	5	Gated Standard Platform	16
Auxiliary Rail	5	Gated Narrow Platform	16
13 ft (4 m) Platform	6	Fluorescent Tube Caddy	16
Aircraft Protection Package	6	Descent Alarm Package	16
Lift Guard™–Contact Alarm	7	Genie Material Lift Accessories	
Lift Guard–Fall Arrest Bar	7	Platform Cradle Package	17
Operator Protective Structure (OPS)	7	20 lb (9 kg) CO <sub>2</sub> tank	17
Lift Guard Platform Full Mesh	8	Aluminum Ladder	17
Lift Guard Platform Half Mesh	8	Wheels and Casters	17
Lift Tools™ Expo Installer	9	Brake Option	18
Lift Tools Panel Cradle	9	Flat Forks	18
Lift Tool Access Deck	9	Captive Stabilizer	18
Lift Tools Tool Tray	10	Pipe Cradle	18
Lift Tools Pipe Cradle	10	Boom Option (GL™)	18
Lift Pan	11	Standard Forks	18
Lift Shield	11	Adjustable Forks	19
Screen Mat	11	Boom Option	19
Genie Scissor Lift Accessories		Load Platform	19
Tech Pro Link	12	Fork Extensions	19
Lithium-Ion Battery Option	12	Lift Connect - Telematics	
Lift Guard White Noise Alarm	12	Lift Connect™	20
Lift Tools Work Tray	13	Lift Connect Subscription Renewal	20
Lift Tools Access Deck	13	Access Manager RFID Card	21
Lift Tools Spill Guard	13	Access Manager	21
Lift Tools Panel Carrier	14		
Lift Tools Pipe Cradle	14		
Lift Tools Material Carrier	14		

### Contact Our Parts Department

**Phone:** (877) 367-5606  
**Fax:** (888) 274-6192  
**Email:** [AWP.PartsSalesPO@terex.com](mailto:AWP.PartsSalesPO@terex.com)  
**Web:** [Parts.Genielift.com](http://Parts.Genielift.com)

# Increase Your Productivity

A variety of accessories are available to help maximize safe productivity while operating Genie® equipment. It pays to understand what's available so you can set yourself apart. In fact, you count on a selection of practical, adaptable accessories because they are critical – sometimes required – on certain jobsites. Consider what Genie has to offer.



*Lift Tools™ Access Deck*

# Genie® Boom Lift Accessories

Our commitment doesn't end when you purchase a boom. We offer accessories that add to the quality you receive when you choose Genie.



## Tech Pro™ Link

Allows users to monitor a machine's gauges, including engine temperature, oil pressure, fuel levels and battery voltage, calibrate the machine, make speed adjustments during pre-operation inspection, get service alerts and reminders, track maintenance intervals, receive fault code information and so much more – all from the palm of your technician's hand.



## Load Sense Calibration Kit

Calibrate your load sense system to 1000 lb (454 kg), without the hassle of loading weights into the platform. Can be quickly and easily performed in less than 10 minutes by 1 person. The kit contains a carrying case, rigging, scale, chain hoist, and instructions manual.



## Lift Guard™ White Noise Alarm

An alarm with directional sound that can reduce noise emissions on jobsites, compared to the traditional tonal alarm. Can be used in environmentally sensitive work areas or for after-hours work.

PART NO.	AVAILABLE ON
1276686GT Kit, Tech Pro Link	CAN-enabled control systems:  Mid-sized Genie S® telescopic Xtra Capacity™ (XC™) booms.  Genie booms with a Plus1 control system such as the Z®-33/18, Z-40/23 N and Z-60 FE.  Genie GS™ scissor lifts & GR's equipped with SmartLink™ control systems.

PART NO.	AVAILABLE ON
1305508GT	All Genie S boom lifts, Z-45 XC, Z-45 HF, Z-45 FE, Z-45 DC, Z-60 FE, Z-60 DC, ZX™-135 XC

PART NO.	AVAILABLE ON
Available Soon	All S® and Z® booms (except Z-40 models)
1313257GT	Z-40 models

= Factory Installed = Aftermarket



### Platform Control Box Cover

This accessory helps prevent loose debris from getting into the control box by closing overtop of the machine's platform controls.



### Light Package

For low light work areas or working at night, this accessory consists of two chassis-mounted drive lights and two platform mounted work lights to illuminate the work area.



### Auxiliary Rail

The auxiliary top rail platform accessory is an additional railing system that can be quickly and easily mounted on the outside of a Genie boom's standard platform rails. This railing system adds an extra measure of security for the operator when working at height.

PART NO.	AVAILABLE ON
119795GT*	Z <sup>®</sup> -30/20, Z-34/22, Z-40/23, Z-45/25, Z-45 XC™, Z-60/37 DC & FE, Z-62/40, Z-80/60, ZX™-135/70, S <sup>®</sup> -40/45 XC, S-60 XC, S-65 XC, S-80 XC, S-85 XC, SX™-135 XC

PART NO.	AVAILABLE ON
Factory Fit	Z-30/20N, Z-33/18, Z-34/22 series, Z-40/23N & Z-40/23N RJ, Z-45/25 series, Z-51/30J RT, Z-60 DC & Z-60 FE, Z-80/60, ZX-135/70
1310243GT	Z-45 XC
1310244GT	XC boom lifts**
1310245GT	SX-150, SX-180
1310246GT	SX-135 XC
1310248GT	Z-62/40

PART NO.	AVAILABLE ON
121266GT 6 ft (1.8 m) platform with swing gate	Z-30/20N, Z-34/22 DC & IC, Z-40/23N, Z-45/25 DC&RT, Z-45 XC, Z-60/37 DC & FE, Z-62/40, Z-80/60, ZX-135/70, S-40/45 XC, S-60/65 XC, S-80/85 XC, SX-105 XC, SX-125 XC, SX-135 XC
121267GT 8 ft (2.4 m) platform w/ swing gate	

\* Standard feature on the SX-105 XC and SX-125 XC. \*\* Except SX-135 XC

= Factory Installed = Aftermarket



### 13 ft (4 m Platform)\*

This extra-long 13 ft (4 m) long x 3 ft (0.91 m) wide man-platform offers operators the benefit of accessing a much larger working area quickly and easily. Ideally suited for applications such as renovation and painting of buildings, window cleaning and cladding, it offers a 600 lb (272 kg) lift capacity (2 person) and has three sliding mid-rail entries. To be ordered with the Off Center Transport Lock, which allows a machine fitted with this option to remain within the truck perimeter during transport.


PART NO.	AVAILABLE ON
1312552GT Kit, 13 ft (4 m) platform	Genie® S®-45 XC™, S-45 TraX™, S-65 XC, S-65 TraX, S-85 XC
1312373GT* Off-center transport lock kit	Genie S-45 XC & S-45 TraX
1312374GT* Off-center transport lock kit	Genie S-65 XC & S-65 TraX
1312375GT* Off-center transport lock kit	Genie S-85 XC

\* The Off-Center Transport Lock is available to purchase for customers wishing to transport the boom on a standard trailer with the platform attached.

= Factory Installed    = Aftermarket

# LIFT ^ GUARD™

As Genie® protective solutions continue to evolve, Genie Lift Guard products are a generation of accessories that can, in some circumstances, provide additional operator protection while working at height. Genie Lift Guard secondary guarding accessories are simple to use, and when used in conjunction with operator training required by industry standards worldwide, can enhance safe work practices on aerial jobsites.



## Contact Alarm

Engineered as an electronic secondary guarding system, the Genie Lift Guard Contact Alarm System is designed to stop boom functions and alert ground personnel when an operator makes contact with the activation cable. This new feature is configured as a standard accessory on new Genie Z® (articulated) and S® (telescopic) boom lifts, and it is retrofit able on booms dating back to 2006.



## Fall Arrest Bar

The Genie Fall Arrest Bar has a sliding track, which is designed to allow the operator to be anchored with a fall arrest lanyard while providing them the ability to move freely on an adjacent structure while outside of the platform. Attaches quickly and easily for fast setup and removal. Track assembly de-rates the maximum platform capacity by 50 lb (22.68 kg).



## Operator Protective Structure (OPS)

Bolting directly to the platform, this secondary guarding device helps provide additional protection to the operator from overhead obstacles on a work site. The Genie OPS is made of high strength tubular steel and allows for excellent visibility and work range.

PART NO.	AVAILABLE ON
1279134GT - 6 ft (1.8 m) - 8 ft (2.4 m) platform ALC1000	All S and Z booms
1279135GT - 6 ft (1.8 m) - 8 ft (2.4 m) platform NON-ALC1000	
1279136GT - 1.17 m (3 ft 10 in) - 1.42 m (4 ft 8 in) platform NON-ALC1000	
1283807GT - 1.17 m (3 ft 10 in) platform, Z-33/18 only	

PART NO.	AVAILABLE ON
1256377GT - 8 ft (2.4 m) Word decal	6-ft (1.8 m) or 8-ft (2.4 m) platforms
1256378GT - 6 ft (1.8 m) Word decal	
1261018GT - 8 ft (2.4 m) French decal	
1261019GT - 6 ft (1.8 m) French decal	

PART NO.	AVAILABLE ON
219158GT	Z-45 XC™ Z-45/25 DC, Z-60/37 DC & FE, Z-62/40, Z-80/60, ZX™ - 135/70, S-40/45 XC, S-60/65 XC, S-80/85 XC, SX™ - 105 XC, SX-125 XC, SX-135 XC, SX-150, SX-180

\* Most models are backwards compatible. Please check your parts manual.

# LIFT GUARD™

Prevent dropped objects with these full-height and half-height aluminum mesh panels. These durable, yet lightweight panels attach securely to your platform for a lasting solution.



## Full Mesh Platform

Covers all four sides of the platform, from the floor to the top rail, without obstructing the lanyard attachment points on the rail.



## Half Mesh Platform

Designed to cover the lower half of the boom platform area, from the floor to mid-rail.

PART NO.	AVAILABLE ON
1286622GT - 6 ft (1.8 m) full mesh, side gate	6-ft (1.8 m) or 8-ft (2.4 m) platforms
1283049GT - 8 ft (2.4 m) full mesh, side gate	
1290895GT - 6 ft (1.8 m) full mesh, front gate	
1290896GT - 8 ft (2.4 m) full mesh, front gate	

PART NO.	AVAILABLE ON
1275282GT - 6 ft (1.8 m) half mesh, side gate	6-ft (1.8 m) or 8-ft (2.4 m) boom platforms
1275281GT - 8 ft (2.4 m) half mesh, side gate	
1290893GT - 6 ft (1.8 m) half mesh, front gate	
1290894GT - 8 ft (2.4 m) half mesh, front gate	

 = Factory Installed  = Aftermarket



# LIFT<sup>^</sup>TOOLS™

Genie® Lift Tools accessories are productivity tools designed to make operators more efficient when working at height. These accessories also promote best practices for safe use and increased performance while operating Genie booms.



**A**  
Expo Installer

An indoor-use only aftermarket accessory that allows for precise, easy placement of signs, banners and hanging decor. This accessory is designed to make operators more efficient when working at height.



**F A**  
Panel Cradle

For use lifting drywall, glass panes, plywood and other material that comes in panels up to 250 lb (113.4 kg). The panel cradle allows operators to place materials outside of the platform for access at height. Includes the cradle, two foam cushions and load retaining strap. The combined weight of attachment, panels, occupants and tools must not exceed the platform rated capacity.



**A**  
Access Deck

Provides operators with an approved secondary surface to work from, elevating them 22 in (0.56 m) above the platform floor, with a 300 lb (136 kg) load capacity. Attached to the platform midrail, this additional access enables operators to get into restricted spaces to increase productivity.

PART NO.	AVAILABLE ON
1285719GT - 6-ft (1.8 m) KIT ANSI/CSA, Word Decals	Z <sup>®</sup> -45/25J, Z-45/25J RT, Z-45/25 RT, Z-45 XC™, Z-51/30J RT, Z-60/37 DC & FE, Z-62/40, S <sup>®</sup> -40/45 XC, S-60/65 XC compatible with single entry and side-entry swing gate platforms (manufactured after 2015).
1290034GT - 6-ft (1.8 m) KIT CSA, French Decals	
1288801GT - 8-ft (2.4 m) KIT ANSI/CSA, Word Decals	
1290036GT - 8-ft (2.4 m) KIT CSA, French Decals	

PART NO.	AVAILABLE ON
1298841GT*	Z-45 DC/BE (to serial number Z4525F-62000), Z-45 XC, Z-60, Z-62, Z-80, ZX™-135, S-40/45 XC, S-60/65 XC, S-60X, S-60/65 TraX™, S-80/85 XC, S-80/85 HF, S-80X, SX™-105 XC, SX-125 XC, SX-135 XC

\* Not compatible with the old style bolt on platform toeboards, for platforms with the bolt on toeboard and for most platforms manufactured before 2016, use P/N 77683GT

PART NO.	AVAILABLE ON
1291798GT	8-ft (2.4 m) boom platforms with tri-entry gate or side-entry swing gate (manufactured after 2015)
1293700GT	6-ft (1.8 m) boom platforms with side entry swing gate

# LIFT^TOOLS™



## Tool Tray

A standard feature on most boom lifts designed to help eliminate clutter and potential tripping hazards by providing operators and workers with a convenient place to store their tools, fasteners and small materials in the platform.



## Pipe Cradle

This accessory reduces the risk of fatigue by providing a secure way to lift pipes when working from an S- or Z-boom lift. Genie pipe cradles deliver stability and rigidity with a robust design which transfers the load away from the guard rails and onto the platform deck. The pipe cradle assembly mounts easily to the platform guardrails with U-bolts and rests on the floor of the platform when installed.

PART NO.	AVAILABLE ON
1289552GT	Standard on all S® boom lifts and all Z® boom lifts from the Z-45 and up

PART NO.	AVAILABLE ON
85300GT - Individual Pipe Cradle	Z-30/20N, Z-34/22, Z-40/23N, Z-45/25, Z-45 XC™, Z-51/30J, Z-60 DC/FE, Z-62/40, Z-80/60, ZX-135/70, S-40 XC, S-45 XC, S-60X, S-60 J, S-60 TraX™, S-60 XC, S-65 TraX, S-65 XC, S-80 J, S-80X, S-80 XC, SX™-105 XC, SX-125 XC, SX-135 XC, SX-150, SX-180

= Factory Installed    = Aftermarket

# Platform Protection Accessories

Contain dropped objects, spills, and other materials inside your platform. Designed for safety and durability, these products are made specifically for Genie's 8 ft (2.4 m) platforms.



## Lift Pan

Designed for spill containment of liquids and dry materials, the Lift Pan is made from high strength vinyl, with windows to aid visibility. Features a drain valve to easily drain and properly dispose of any spilled liquids and holds up to 15 gallons or 130 lb (56.8 liters or 59 kg)\*.

PART NO.	ITEM
LPB8GNEJ-G21	LIFT PAN
BAGLP8	CARRY BAG



## Lift Shield

Ensure your tools and materials stay inside the platform. The Lift Shield includes two side-entry openings and one front opening that work with multiple basket entry configurations. Also, an easy-to-install tensioning system that connects to the inside of the basket.

PART NO.	ITEM
LSB8GNE21	LIFT SHIELD
BAGLS8	CARRY BAG



## Screen Mat

Made with two layers of cell foam with a layer of high strength mesh in between, for visibility and durability. The mesh barrier catches small materials such as nuts, bolts and trim waste, minimizing potential hazards or contamination from dropped objects. The Screen Mat also has cushioning which helps prevent worker fatigue, reduces strain on the body, and increases productivity.

PART NO.	ITEM
LSMB8GNE21	SCREEN MAT
BAGLSM8	CARRY BAG

\*Do not exceed rated platform capacity.

# Genie® Scissor Lift Accessories


We design Genie scissor lifts to bring safety and efficiency to every jobsite. Genie accessories are designed to enhance productivity for special applications when working at height.



**A**  
**Tech Pro™ Link**

Allows users to monitor a machine's gauges, including engine temperature, oil pressure, fuel levels and battery voltage, calibrate the machine, make speed adjustments during pre-operation inspection, get service alerts and reminders, track maintenance intervals, receive fault code information and so much more – all from the palm of your technician's hand.

PART NO.	AVAILABLE ON
1276686GT	Genie GS™ scissor lifts manufactured as of 2011 and equipped with SmartLink™ control systems.



**F**  
**Lithium-Ion Battery Option**

A factory-fit battery option that charges faster than the standard battery, is maintenance-free and UL-certified\*. Thanks to the built-in heaters, it offers superior productivity and performance in extreme temperatures ranging between 120° F (49° C) to -20° F (-29° C) - even when stationary.

PART NO.	AVAILABLE ON
Factory-Fit	Genie GS-1930, GS-1932, GS-2032, GS-2632, GS-2046, GS-2646, GS-3246

\* Underwriter Laboratories (UL) products have been successfully tested against a risk of fire, electric shock, and explosion during use and transportation.



**F A**  
**Lift Guard™ White Noise Alarm**

An alarm with directional sound that can reduce noise emissions on jobsites, compared to the traditional tonal alarm. Can be used in environmentally sensitive work areas or for after-hours work.

PART NO.	AVAILABLE ON
1313257GT	GS-30 series, GS-32 series, GS-46 series, GS-4655
Available soon	GS-69 DC/RT Series GS-90 Series


**F** = Factory Installed    **A** = Aftermarket

# LIFT^TOOLS™



## Lift Tools™ Work Tray

Simple solution for storing small tools within reach. Installs on the upper or lower railing of GS™ scissor lifts, or on top of the platform support of GR™s.



## Lift Tools Access Deck

Provides operators with a secondary work surface to elevate them above the platform floor for a productive solution to access hard-to-reach areas. This additional deck installs to the inside of the extension deck guardrails. It is designed with a collapsible guardrail to ensure uninhibited maneuverability for operators using this new accessory.



## Lift Tools Spill Guard

This option reduces the risk of costly hydraulic leaks, allowing you to work over sensitive surfaces without concern. This accessory can be field retrofitted in less than fifteen minutes. It only requires a one-time installation with easily replaceable absorbent pads.

PART NO.	AVAILABLE ON
1298461GT Scissors - 50 lb (22 kg)	GS-1530, GS-1532, GS-1930, GS-1932, GS-2032, GS-2632, GS-3232, GS-2046, GS-2646, GS-3246, GS-4046
1298462GT GR/QS - 50 lb (22 kg)	GR-12, GR-15, GR-20

PART NO.	AVAILABLE ON
1291517GT - 225 lb (102 kg)	GS-1930, GS-1932
1321967GT - 222 lb (100 kg)	GS-1432m, GS-1932m

PART NO.	AVAILABLE ON
1304508GT	GS-1330m
1311819GT	GS-1530 E-Drive, GS-1532 E-Drive, GS-1930 E-Drive, GS-1932 E-Drive
1311820GT	GS-2032 E-Drive, GS-2632 E-Drive, GS-3232 E-Drive
1311821GT	GS-2046 E-Drive, GS-2646 E-Drive, GS-3246 E-Drive, GS-4046 E-Drive
FACTORY FIT	GS1432m, GS1932m

*\*\*Buy retrofit drill fixture (1324619GT) for any Legacy GS-1930, GS-1932 Access Decks in field without mounting holes.*

= Factory Installed = Aftermarket

# LIFT TOOLS™



## Lift Tools™ Panel Carrier

Holds your windows, dry wall and plywood. Max panel size 4 ft high x 8 ft. Installs quickly and easily. Indoor use only.

The panel cradle allows operators to place materials outside of the platform for access at height.

PART NO.	AVAILABLE ON
1298465GT (mini slabs) - 100 lb (45 kg)	GS™-1530, GS-1532, GS-1930, GS-1932
1298464GT (large slabs) - 100 lb (45 kg)	GS-2032, GS-2632, GS-3232
1298464GT (large slabs) - 200 lb (90 kg)	GS-2046, GS-2646, GS-3246, GS-4046



## Lift Tools Pipe Cradle

Securely carry conduit, ducting and piping, up to 6" in diameter. Features a nylon strap to hold material in place. Indoor use only.

PART NO.	AVAILABLE ON
1298463GT - 215 lb (97 kg)	GS-1530, GS-1532, GS-1930, GS-1932, GS-2032
1298463GT - 100 lb (45 kg)	GS-2632, GS-3232, GS-3246, GS-4046
1298463GT - 445 lb (201 kg)	GS-2046, GS-2646



## Lift Tools Material Carrier

Ideal for use in applications that require lifting materials to height, such as tilt-up construction, post-frame building construction, fire suppression installation, HVAC installation, rooftop contracting and facility maintenance. This accessory is suitable for a multitude of material types, including lumber, pipe, HVAC materials, siding and plate material.

PART NO.	AVAILABLE ON
1288239GT	GS-2669 DC, GS-2669 RT, GS-3369 DC, GS-3369 RT, GS-4069 DC, GS-4069 RT, GS-3390, GS-4390, GS-5390

\* Dual Zone machines only. Please consult operator's manual for serial range compatibility or visit [Parts.GenieLift.com](http://Parts.GenieLift.com).

 = Factory Installed     = Aftermarket

# Genie® Aerial Work Platform Accessories

Genie aerial work platforms are easy to use and cost effective, making them the first choice for a wide range of applications. Each model offers a variety of accessories to customize your machine.



## Lift Guard™ White Noise Alarm

An alarm with directional sound that can reduce noise emissions on jobsites, compared to the traditional tonal alarm. Can be used in environmentally sensitive work areas or for after-hours work.

PART NO.	AVAILABLE ON
1313954GT	AWP™ Super Series IWP™ Super Series (Retrofit Kit only)
1313257GT	GR™ Genie Runabout® Series, GRC™-12 (Retrofit Kit only) QS™ Quick Stock™ Series (Retrofit Kit only)



## Tech Pro™ Link

Allows users to monitor a machine's gauges, including engine temperature, oil pressure, fuel levels and battery voltage, calibrate the machine, make speed adjustments during pre-operation inspection, get service alerts and reminders, track maintenance intervals, receive fault code information and so much more, all from the palm of your technician's hand.

PART NO.	AVAILABLE ON
1276686GT	All GR models



## Aluminium Extension Deck Platform

Provides 51 cm (20 in) of horizontal outreach and a larger work area within the platform. Two entry versions available: sliding midrail or gate. Dimensions, stowed: 89 x 75 cm (35 x 29.5 in); extended: 140 x 75 cm (55 x 29.5 in).

AVAILABLE ON
GR-12, GR-15, GR-20



## Lift Tools™ Work Tray

Designed to help eliminate clutter and potential tripping hazards by providing operators and workers with a convenient place to store their tools, fasteners and small materials in the platform.

PART NO.	AVAILABLE ON
1298462GT - 22 kg (50 lb) capacity	GR -12, GR-15, GR-20*

\* Available on models with serial number starting from GRP-60000 & GRR-10001. For previous models, please contact your Genie Parts Representative.

= Factory Installed = Aftermarket



### Standard Base

Our most popular model, perfect for everyday applications.

AVAILABLE ON*
AWP™-20S AC & DC, AWP-25S AC & DC, AWP-30S AC & DC, AWP-36S AC & DC, AWP-40S AC & DC

\* Indoor use only with standard indoor outriggers. Outdoor use possible with optional outdoor outriggers.



### Standard Platform

An excellent general-purpose platform, equipped with a sliding midrail, measuring 69 x 66 cm (27 x 26 in).

AVAILABLE ON
Standard on all AWP models*, all IWP models, all GR™ models

\* Except on AWP models with narrow base.



### Gated Standard Platform

Provides “step in” entry. Dimensions: 69 x 66 cm (27 x 26 in).

AVAILABLE ON
All AWP models and all IWP models



### Gated Narrow Platform

For access through standard ceiling tile. Dimensions: 66 x 51 cm (26 x 20 in).

PART NO.	AVAILABLE ON
Factory Fit	All AWP models* and all IWP models



### Fluorescent Tube Caddy

A convenient way to store multiple fluorescent lights in one location.

PART NO.	AVAILABLE ON
38226GT	All AWP, IWP and GR models, GRC™-12



### Descent Alarm Package

The flashing light and the alarm alert operators and personnel on the ground when the machine is descending.


PART NO.	AVAILABLE ON
100696-SGT	All AWP and IWP models

= Factory Installed = Aftermarket



# Genie® Material Lift Accessories

These versatile lifts offer a large selection of accessories providing the opportunity to create just the lift you need.



## Platform Cradle Package

Available as an accessory to handle oddly-shaped items.

PART NO.	AVAILABLE ON
20200GT	GH™ 3.8 and GH 5.6



## 20 lb (9 kg) CO<sub>2</sub> tank

The one size fits all bottle mounting bracket accepts any common CO<sub>2</sub> bottle size. This extra 20 lb (9 kg) CO<sub>2</sub> tank is available as an accessory.


PART NO.	AVAILABLE ON
2176GT	GH 3.8 and GH 5.6



## Aluminum Ladder

Attaching this sturdy accessory makes your Genie lift a combination lift truck and stepladder for increased access to lifting and installation tasks.

PART NO.	AVAILABLE ON
37172GT	Standard and Straddle based models of GL™-4, GL-8, GL-10, GL-12



## Wheels and Casters

Wheel and caster options\* help customize your Genie® Lift to adapt to your jobsite floor and increase manoeuvrability.



PART NO.	AVAILABLE ON
6415GT - Standard Caster	GL series
57731GT - Pneumatic Caster	GL series
35571GT - Non-marking Caster	LL™ 5.5
57734GT - 4 Point Caster Option A	GL & SLC™ series
57740GT - 4 Point Caster Option B	GL & SLA series
57787-SGT - Non-marking Standard Wheel	GL series & LL 5.5
80677GT - Pneumatic Wheel	GL series
40164GT - Kit**	GL series

\* For clarification on standard and optional features, see your Genie lift Operator's Manual.

\*\* Kit includes two front casters, 2 pneumatic back wheels and bracket


= Factory Installed = Aftermarket



### Brake Option

Field-installable foot brakes are available for additional security.

PART NO.	AVAILABLE ON
37247-SGT	All GL



### Flat Forks

Widen from 16 to 31 in (41 to 79 cm) to provide proper support, allow you to easily lift your load off of flat surfaces.

PART NO.	AVAILABLE ON
32566-SGT	SLA™ -5, SLA-10, SLA-15
Featuring 37247-SGT	All GL



### Captive Stabilizer

With patented locking system provides additional lateral support for heavy loads.

PART NO.	AVAILABLE ON
37481GT - SLA Set	SLA-5, SLA-10, SLA-15, SLA-20, SLA-25, SLC™-12 (standard on SLC-18 and SLC-24)



### Pipe Cradle

Helps hold odd shaped items in place for easy lifting.

PART NO.	AVAILABLE ON
32569-SGT	All SLA and SLC



### Boom Option - GL™

Capable of lifting up to 500 lb (227 kg) at 14 in (36 cm) and up to 300 lb (136 kg) at 20 in (51 cm) of reach.


PART NO.	AVAILABLE ON
37086GT - Kit	GL-4, GL-8, GL-10, GL-12
5143GT - Hook	



### Standard Forks

Accommodate various loads for versatile lifting. Get an additional 21 in (53 cm) of lift by turning over and re-pinning the forks.

PART NO.	AVAILABLE ON
35293-SGT	GL-4, GL-8, GL-10, GL-12
32906GT	SLA™ -5, SLA-10, SLA-15, SLA-20, SLA-25
33984GT	SLC™ -12, SLC-18, SLC-24



### Adjustable Forks

Widen from 11.5 to 30 in (28 to 76 cm) to accommodate diverse loads.

PART NO.	AVAILABLE ON
107161GT	SLA-5, SLA-10, SLA-15, SLA-20, SLA-25
33543-SGT	SLC-12, SLC-18, SLC-24



### Boom Option

Transforms your lift into a mobile, vertical crane or hoist to position tooling fixtures, circuit breakers, engines and more.

PART NO.	AVAILABLE ON
32567-SGT	All SLA and SLC



### Load Platform

Fits over the forks to handle odd-sized or heavy objects- no tools required for installation. Can also be used as a portable work table.

PART NO.	AVAILABLE ON
37148GT	GL-4, GL-8, GL-10, GL-12
32937GT	SLA-5, SLA-10, SLA-15, SLA-20, SLA-25
35021GT	SLC-12, SLC-18, SLC-24



### Fork Extensions


Insert onto standard forks for an additional 25 in (64 cm) of length.

PART NO.	AVAILABLE ON
58158GT	All SLA and SLC

= Factory Installed = Aftermarket

# LIFT CONNECT™

Take control of your fleet with Genie® Lift Connect telematics. The Lift Connect program provides fleet managers and service managers with tools to maximize efficiency and minimize downtime. We also provide data in an easy to use portal or via your existing API.



## Lift Connect

No matter what size equipment fleet you have, equipment management is something you do every day. Today's Genie Lift Connect telematics technology has evolved so that you can take action quickly to maximize productivity and minimize downtime.

Aftermarket Genie Lift Connect retrofit kits can be installed on Genie units equipped with a telematics-ready connector, dating back to 2015.



## Lift Connect Subscription Renewal

Continue to leverage enhanced OEM data to reduce your service costs. Consume your data how you like either via an APO, Lift Connect Portal, Near me App and/or all options.

By renewing your subscription, you will be eligible for future data and value-added services enabled by Lift Connect.

PART NO.	DESCRIPTION
1309418GT	Genie Lift Connect North America Retrofit Kit

PART NO.	GENIE LIFT CONNECT SUBSCRIPTION
1294987GT	1 Year Extension
1294988GT	2 Year Extension
1294989GT	3 Year Extension
1294990GT	4 Year Extension
1312797GT	1 Year Extension + Access Manager
1312798GT	2 Year Extension + Access Manager
1312799GT	3 Year Extension + Access Manager
1312800GT	4 Year Extension + Access Manager

 = Factory Installed     = Aftermarket

# LIFT CONNECT™ | ACCESS MANAGER



## Access Manager RFID Card

Secure access to your equipment with RFID cards. These are compatible with the Lift Connect Access Manager and can be programmed through the portal to restrict access to a machine unless authorized. Ensure that only properly trained operators will be operating equipment while opening your business to new rental opportunities.

PART NO.	DESCRIPTION
1306830GT	Applicable on all models that have installed Access Manager



## Access Manager

Improve jobsite security by being able to assign a unique code to an individual OR use an Access Manager RFID card. The Unit can only be started when operator enters an authorized code on the keypad. This option opens up new solutions and flexibility for managing equipment on large jobsites.

PART NO.	AVAILABLE ON*
1311011GT	S <sup>®</sup> -40/45 XC <sup>™</sup> , S-60/65 XC, S-80/85 XC, Z <sup>®</sup> -60/37, S-60 J, S-80 J
1311012GT	SX <sup>™</sup> -105 XC, SX-125 XC, SX-135 XC, SX-150, SX-180, ZX <sup>™</sup> -135/70
1311275GT	GS <sup>™</sup> -1330m, GS-2032, GS-2046, GS-1530, GS-1930, GS-1532, GS-1932, GS-2632, GS-3232, GS-2646, GS-3246
1311276GT	GS-4046, GS-4047, GS-4655
1311937GT	Z <sup>®</sup> -30/20N Series, Z-34/22 DC, Z-45 DC
1310046GT	Z-33/18, Z-45 FE, Z-45 XC
1310047GT	Z-45/25J BE, Z-40/23N Series
1313752GT	Z-80/60, Z-60 DC, Z-60 FE
1306517GT	All GR <sup>™</sup> and QS <sup>™</sup> models, GRC <sup>™</sup> -12
1312860GT	All GS-69 RT models, all GS-90 RT models
1312868GT	All GTH <sup>™</sup> models except GTH-5519
1312870GT	GTH-5519

\* For all other units, please consult with your Genie representative for accurate part numbers.

 = Factory Installed  = Aftermarket





## Worldwide Manufacturing And Distribution

Australia · Brazil · Caribbean · Central America · China · France · Germany · India · Italy · Japan · Korea · Mexico  
Southeast Asia · Spain · Sweden · United Arab Emirates · United Kingdom · United States

Toll Free in USA/Canada **+1 (800) 536-1800** · Telephone **+1 (425) 881-1800** · Fax +1 (425) 883-3475  
6464 185th Ave. NE, Redmond, WA 98052

Effective Date: February 2023. Product specifications and prices are subject to change without notice of obligation. The video, audio, photographs and/or drawings in this document are for illustrative purposes only. Refer to the appropriate Operator's Manual for instructions on the proper use of this equipment. Failure to follow the appropriate Operator's Manual when using our equipment or to otherwise act irresponsibly may result in serious injury or death. The only warranty applicable to our equipment is the standard written warranty applicable to the particular product and sale and we make no other warranty, express or implied. Products and services listed may be trademarks, service marks or trade names of Terex Corporation and/or their subsidiaries in the USA and many other countries. Genie is a registered trademark of Terex South Dakota, Inc. 2023 Terex Corporation.

# Genie®

**QUALITY** BY **DESIGN**  
LEARN MORE AT [GENIELIFT.COM](https://www.genielift.com)